

Principal Officials

Randy Mearns

Mayor

Edward Worthington

Vice Mayor

Jeff Pinkus

Councilman

John Repetto

Councilman

John Bartus

Councilman

W. Scott Janke

City Manager

Cindy Ecklund

City Clerk

Peter Rosasco

Finance Director

**Weiss, Serota, Helfman,
Pastoria & Guedes, P.A.**

City Attorney

The information presented has been derived from the financial statements and information provided by the City. It is not intended to be a financial report under generally accepted accounting principles.

Rachlin *Cohen*
& Holtz
Accountants ■ Advisors

www.rachlin.com

City of
MARATHON

Financial Highlights

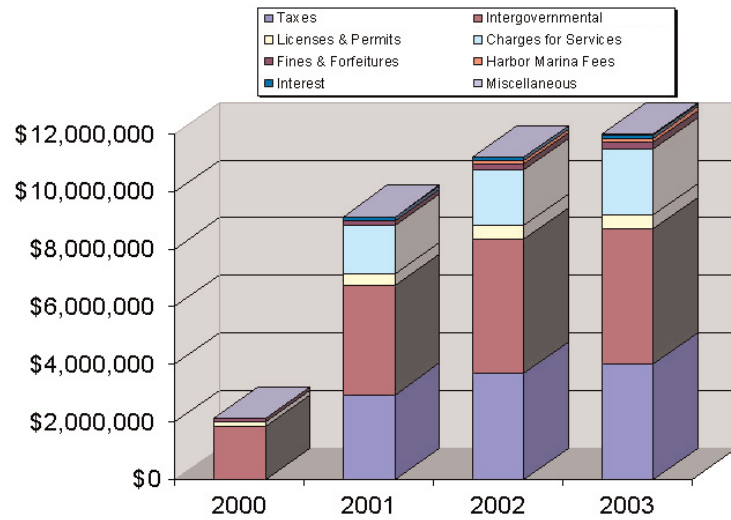


For the Fiscal Year Ended
September 30, 2003

Revenues

Note: The City of Marathon commenced operations on November 30, 1999. Revenues, expenditures and fund balances are presented for the General and Special Revenue Funds.

- The following graph depicts the City's total governmental revenues for the last four (4) years.



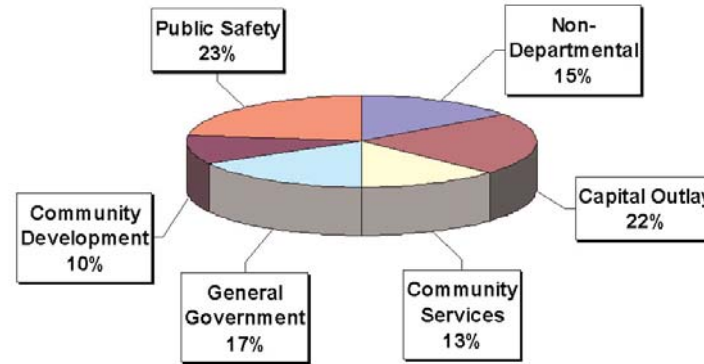
Fiscal Year	2003	2002	Variance
Taxes (1)	\$ 3,992,089	\$ 3,699,042	\$ 293,047
Intergovernmental	4,719,533	4,639,500	80,033
Licenses & Permits	460,956	478,868	(17,912)
Charges for Services	2,206,676	1,917,693	288,983
Fines and Forfeitures	235,943	223,660	12,283
Harbor Marina Fees	156,928	107,893	49,035
Interest	101,896	116,346	(14,450)
Miscellaneous	126,448	1,974	124,474
Total	\$ 12,000,469	\$ 11,184,976	\$ 815,493

(1) Includes Ad Valorem Taxes and Communications Services Taxes.

- Overall revenues increased 7.3% primarily due to an increase in the City's gross taxable value and an increase in Emergency Medical Services provided.

Expenditures

- The following graph presents governmental expenditures of the City for 2003.



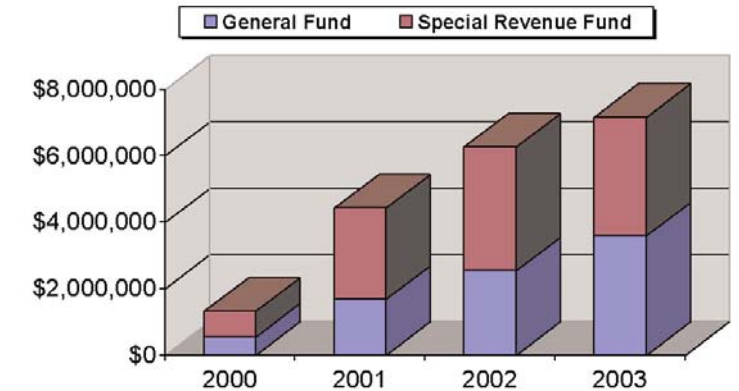
- Components of governmental expenditures for 2003 compared with 2002 are as follows:

Fiscal Year	2003	2002	Variance
General Government	\$ 1,885,695	\$ 1,174,025	\$ 711,670
Public Safety	2,597,342	2,180,033	417,309
Community Services	1,427,158	2,811,752	(1,384,594)
Community Development	1,155,486	830,130	325,356
Non-Departmental	1,685,481	1,108,306	577,175
Capital Outlay	2,351,123	1,249,071	1,102,052
Total	\$ 11,102,285	\$ 9,353,317	\$ 1,748,968

- Overall expenditures increased 18.7%; the most significant increase was for capital outlay.
- General Fund expenditures increased \$468,817 due to reorganization of the City and expanded Marina operations.

Fund Balances

- The following displays the components of fund balance for the Governmental Funds for the last four (4) years:



- Fund balances of the Governmental Funds, at September 30, 2003 and 2002, were as follows:

	2003	2002
General Fund	\$ 3,593,894	\$ 2,535,018
Special Revenue Fund	3,563,822	3,724,514
Total	\$ 7,157,716	\$ 6,259,532

- Fund balances of the Governmental Funds increased by \$898,184 from 2002 to 2003.
- As of September 30, 2003, unreserved fund balance of the general fund was \$3,469,037.